

POLARIS PRO XD™



POLARIS | COMMERCIAL

parkland
SINCE 1988



Polaris® PRO XD™ 2000D AWD

INDUSTRY-LEADING FEATURES



Safety Features

Safety is number one for government and commercial users, and the PRO XD is engineered from the inside out for jobsite safety, including orange seatbelts and decals for high visibility, standard backup alarm and horn, and speed-limited for jobsite compliance.



Durability

From upgraded driveline components to the industry's first hard-pack jobsite tire, the PRO XD will still be running when others are in the shop.



Serviceability

Down time kills productivity. That's why the PRO XD is designed for less frequent service, easier to conduct daily maintenance checks, and more sensors to alert the user of possible issues before they require vehicle service.

POLARIS
PRO XD™

Pro XD[®] is Designed for **SAFETY**



Orange Seat Belts
and Decals for
High Visibility



Safety Add-On Features

- Backup Alarm • Horn
- Mechanical Parking Brake
- Only Start in "Park"
with Foot on Brake



24 and 46 kmh Speed
Options to Comply with
Jobsite Speed Limits



5" Wider Foot
Wells for
**Easier
Ingress/Egress**



Improved Sealed
Cab Accessories for
**Better In-Cab
Dust Prevention**



Seatbelt Interlock
**Limits Vehicle to 15mph
When Driver's Seatbelt
Isn't Fastened**



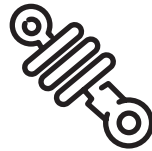
Pro XD[®] is Designed for **DURABILITY**



NEW & IMPROVED CAPABILITIES



Larger Box to
Carry Full Size Pallet.
Composite Material to
Eliminate Rust



Heavy Duty Independent
Rear Suspension for
**Excess Loads and
Minimal Squat**



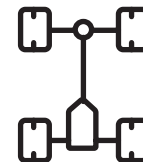
Upgraded Driveline
Components to
**Resist Corrosive
Conditions**



Industry Preferred
**Kubota 902
Diesel Power
Engine**



Kevlar Vinyl Seats to
**Resist Punctures
and Tears**



Redesigned 1-Piece
ROPS Chassis for
**Increased
Rigidity**



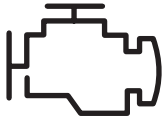
All-New Polaris
Heavy Duty Clutch for
**Better Durability
and Longer Belt Life**



Hard Surface
Jobsite Tires for
**Puncture &
Wear Resistance**

Pro XD[®] is Designed for **SERVICEABILITY**

NEW & IMPROVED CAPABILITIES



Improved Access to
**Engine and
Transmission**



On-Board Digital
Display with Alarms to
Notify User of Faults



Under Hood
Front Air Intake for
Cleaner Air Ingestion



Can Perform Daily
Checks with
Box Down



4 Same Size Tires,
Non-Directional for
Easy Replacement



Common Key Sets for
Each Vehicle



ABOUT

POLARIS COMMERCIAL

Through 60 plus years of innovation, Polaris has built the most durable and versatile family of commercial utility and passenger vehicles. With RANGER®, GEM®, Taylor-Dunn®, military-inspired utility vehicles, and now Pro XD™, Polaris has the largest offering of work vehicle solutions designed for moving both people and goods.

What is PRO XD?

The Polaris PRO XD is a vehicle designed to withstand the tough duty cycles and usage on the worksite. Focused on key industry needs, Polaris delivers a work vehicle specifically designed for safety, durability and serviceability.

What models are available?

Two diesel models are available. **Pro XD 2000D AWD** which has a two person seating capacity and **Pro XD 4000D AWD Crew** which has a four passengers seating capacity.

Is PRO XD a RANGER?

PRO XD is NOT a RANGER. Pro XD has a different market positioning compared to RANGER. RANGER is a utility recreation vehicle designed for work and play and is commonly used by farmers, hunters and homeowners. PRO XD, on the other hand, is a 100% work vehicle specifically designed for the Corporate, Government and Commercial customers.

How does PRO XD compare to the competition?

PRO XD has a greater focus on the Corporate, Government and Commercial industry than any other off-road utility vehicle. Its features improvements in safety, durability and serviceability across the market. Because of this focus, Pro XD is expected to be the new off-road utility vehicle standard for the Corporate, Government and Commercial industry.



Can this vehicle be used beyond Corporate, Government and Commercial?

Yes. Although the vehicle was designed for the above industries, the features make it a great option for property maintenance, facility navigation, landscaping, and more.

What type of testing was performed?

Thousands of hours of vehicle testing were performed in work simulating applications. Additional testing took place at the Nevada Automotive Test Center (NATC) and the Polaris R&D Facility. Close collaboration with large customers confirmed that PRO XD is a Corporate Government and Commercial ready vehicle solution. Further testing was undertaken in the Australian Market to make sure PRO XD was suitable for Australian conditions.

What are the speed options?

Depending on a few variables, PRO XD has a top speed of 42 kmh, with the option to further limit to 24 kmh to comply with jobsite speed limits.

What is the engine?

PRO XD is powered by a 24 horsepower, tier four Kubota Diesel motor.

How many accessories are offered?

Over 50 work accessories are offered, allowing users to customize PRO XD to meet the needs of any jobsite. PRO XD can also be fitted with a heater and defrost system. AC is not available.



POLARIS
PRO XD

CAB ADVANTAGE



AIRTIGHT

GASKET SEALS



ENGINEERED


MOISTURE
CHANNELS



EASILY REMOVABLE



DURABLE



TEMPERED
SAFETY GLASS

MILITARY TESTED



MIL-STD 810G 510.5
DUST TESTED
MIL-STD 810G 506.5
RAIN TESTED

3x BETTER DUST SEAL **1.5x** BETTER RAIN SEAL **2x** BETTER NOISE REDUCTION

VS. THE COMPETITION*



*CAB performance and claims based on testing of Polaris® RANGER® all-terrain utility vehicle against comparable competitor vehicles.

CAB ADVANTAGE



DURABILITY

CAB COMPONENTS MADE WITH DURABLE, AUTOMOTIVE-GRADE MATERIALS

- INJECTION MOLDED PLASTIC CONSTRUCTION
- TEMPERED SAFETY GLASS
- 1" TUBULAR STEEL INNER DOOR FRAMES



SERVICEABILITY

ALL PRO XD CAB COMPONENTS ARE DESIGNED TO BE EASILY REMOVABLE, ALLOWING USERS TO TAILOR THEIR VEHICLE TO THEIR SPECIFIC JOB OR WORKSITE

- ONE STANDARD KEYSSET STARTS THE VEHICLE AND UNLOCKS DOORS
- REPLACEMENT CAB PARTS AVAILABLE FOR SERVICE



SAFETY

THE PRO XD AND CAB WERE ENGINEERED TOGETHER TO CREATE THE TIGHTEST SEAL POSSIBLE, KEEPING HARMFUL DUST AND WEATHER OUT

- INTEGRATED SEAL CHANNELS IN THE ROPS
- FULL COVERAGE PROTECTION FOR DRIVERS AND PASSENGERS



PRO XD™ 2000D AWD



ENGINE & DRIVETRAIN

Displacement / Engine Type	898cc / 3-Cylinder Kubota® Diesel
Drive System Type	AWD - Ultra Turf
Horsepower / Torque	24.5 HP

SUSPENSION

Front Suspension	22.9 cm
Rear Suspension	22.9 cm
Front Tires	26 x 10-12 Duro® DI-2042 Power Grip (M/T)
Rear Tires	26 x 10-12 Duro® DI-2042 Power Grip (M/T)
Wheels	12 x 6 HD Steel - Gloss Black

DIMENSIONS

Bed Box Dimensions (L x W x H)	110.5 x 137 x 29 cm
Fuel Capacity	43.5 L
Ground Clearance	27.9 cm
Vehicle Size (L x W x H)	320 x 159 x 191 cm
Payload Capacity	862 kg
Box Capacity	567 kg
Wheelbase	215.9 cm
Dry Weight	723 kg

ADDED FEATURES

Instrumentation	All Digital Gauge, Speedometer, Odometer, Tachometer, 2 Tripmeters, Hour Meter, Gear Indicator, Fuel Gauge, Engine Temperature, Hi-Temp Light, Clock, Clutch Belt Slip Warning, Glow Plug Indicator, Low Oil Pressure Indicator, Seat Belt Indicator, Parking Brake Engaged Alarm
Other Standard Features	Horn, Backup Alarm, Kevlar Backed Vinyl

FEATURES



24.5 HP



ON DEMAND TRUE ALL-WHEEL-DRIVE (AWD) ULTRA TURF



1134KG TOWING CAPACITY



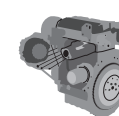
DONALDSON AIR FILTER



DIESEL



DUMP BOX CAPACITY- 567KG



KUBOTA DIESEL ENGINE

Available at **parkland** | www.parkland.co.nz | **0800 807 333**

POLARIS | COMMERCIAL

PRO XD™ 4000D AWD CREW



ENGINE & DRIVETRAIN

Displacement / Engine Type	898cc / 3-Cylinder Kubota® Diesel
Drive System Type	AWD - Ultra Turf
Horsepower / Torque	24.5 HP

SUSPENSION

Front Suspension	22.9 cm
Rear Suspension	22.9 cm
Front Tires	26 x 10-12 Duro® DI-2042 Power Grip (M/T)
Rear Tires	26 x 10-12 Duro® DI-2042 Power Grip (M/T)
Wheels	12 x 6 HD Steel - Gloss Black

DIMENSIONS

Bed Box Dimensions (L x W x H)	110.5 x 137 x 29 cm
Fuel Capacity	43.5 L
Ground Clearance	27.9 cm
Vehicle Size (L x W x H)	399 x 159 x 191 cm
Payload Capacity	941 kg
Box Capacity	567 kg
Wheelbase	297.2 cm
Dry Weight	873 kg

ADDED FEATURES

Instrumentation	All Digital Gauge, Speedometer, Odometer, Tachometer, 2 Tripmeters, Hour Meter, Gear Indicator, Fuel Gauge, Engine Temperature, Hi-Temp Light, Clock, Clutch Belt Slip Warning, Glow Plug Indicator, Low Oil Pressure Indicator, Seat Belt Indicator, Parking Brake Engaged Alarm
Other Standard Features	Horn, Backup Alarm, Kevlar Backed Vinyl

FEATURES



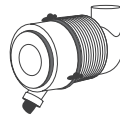
24.5 HP



ON DEMAND TRUE ALL-WHEEL-DRIVE (AWD) ULTRA TURF



1134KG TOWING CAPACITY



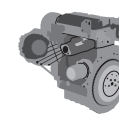
DONALDSON AIR FILTER



DIESEL



DUMP BOX CAPACITY- 567KG



KUBOTA DIESEL ENGINE



SEATS 4

Available at **parkland** | www.parkland.co.nz | **0800 807 333**

POLARIS | COMMERCIAL

parkland

QUALITY BRANDS,
EXCEPTIONAL SERVICE



**Commercial Leasing
& Finance Options**



**Nationwide
Delivery**



**Nationwide
Servicing**

POLARIS

TORO

YAMAHA



GOUPIL

www.parkland.co.nz

0800 807 333

Visit us In-store

Auckland

322 Rosedale Road,
Albany, Auckland 0632
P. +64 9 415 0300
E: auckland@parkland.co.nz

Christchurch

1 Cargo Drive, Rolleston
Christchurch 7675
P. +64 3 343 8960
E: christchurch@parkland.co.nz

Cromwell

15 Old Saleyard Road
Cromwell 9310
E: cromwell@parkland.co.nz
P: +64 3 445 0337